

JEFFERSON COUNTY PUBLIC HEALTH SERVICE

~ FOR IMMEDIATE RELEASE – August 4, 2022 ~

Jefferson County, NY COVID-19 Monthly Index July 2022

Contact: Stephen A. Jennings
Public Information Officer: (315) 786-3710; stevej@co.jefferson.ny.us

July Monthly Index:

Attached, please find the July 2022 Jefferson County, NY COVID-19 Monthly Index. Components of the index include vaccination data, testing data, COVID-19 community level designated by the U.S. Centers for Disease Control, wastewater results, hospital discharge data, and mortality data. For July, numbers of people vaccinated increased. Case rate/100,000 increased. Hospital discharges decreased to 40. Community level increased to MEDIUM. Wastewater results remain at HIGH for the City of Watertown and the Thousand Islands Central School District. There were no COVID-19 deaths in July; the graphic of deaths with vaccination status in this month's index includes all that occurred in 2022.

Vaccine:

Because vaccine efficacy is waning, risk for contracting COVID-19 increases in fully vaccinated individuals. Visit <https://covid19vaccine.health.ny.gov/booster-doses> to learn about first and second dose booster eligibility and updates for residents of New York State, as well as additional doses for immunocompromised individuals.

The U.S. Centers for Disease Control is now recommending that everyone ages 6 months and older in the United States receive a COVID-19 primary series vaccination for the prevention of COVID-19. Effective June 18, 2022, children ages 6 months through 5 years of age became approved to receive COVID-19 vaccinations. The JCPHS offers COVID-19 vaccines at weekly immunization clinics every Wednesday from 12:30 p.m. – 3:30 p.m. Individuals wishing to attend the JCPHS immunization clinics and needing a primary series or booster dose are asked to please call (315) 786-3730 to schedule an appointment. Also, check pediatricians, primary care providers, and local pharmacies for vaccine availability.

Testing/Isolation/Quarantine:

If you need to be tested for COVID-19, you may use a home test, or visit <https://coronavirus.health.ny.gov/find-test-site-near-you> to find a testing site near you. If you have COVID-19 symptoms, please stay home. Do not go to work. Do not attend school. Avoid all public areas. Visit <https://co.jefferson.ny.us/departments/PublicHealth/IsolationQuarantine> for home isolation and quarantine information.

Data:

Daily Jefferson County updates are available via internet sources. A COVID-19 Data tab will be established on the JCPHS webpage at www.jcphs.org. The tab will be added to the Testing, Isolation and Quarantine, and Vaccination tabs currently on the site, and appear as:



COVID-19 Data

This tab links readers to:

- [CDC](#) - ***COVID-19 Integrated County View***, which provides Jefferson County's COVID-19 community levels, case rate per 100,000, vaccination status, and a number of other metrics, maps, and graphs people may have interest in, all measured by the CDC and frequently updated. Vaccination status, community level, and positivity rate reported in the soon-to-conclude Jefferson County twice-weekly reports comes from the CDC, and can be freely accessed any time in this link. Every counties' data in the United States can also be accessed from this site.
- [NYSDOH](#) – ***COVID-19 Data in New York***, which provides tracking by county on reported laboratory tests, cases and variants; hospitalizations and fatalities; vaccine data; long term care facility data; and school data.
- [JCPHS](#) – a link to the current ***Jefferson County COVID-19 Monthly Index***.
- [Johns Hopkins University](#) – ***COVID-19 Dashboard***, which provides daily status, metrics, and maps of COVID-19 concentration and activity from around the world.

SAJ: COVID19 PRESS RELEASE JULY 2022 INDEX:8:4:22. MS M:/

Jefferson County, NY COVID-19 Monthly Index

July 2022

Vaccinations in Jefferson County, NY*

People Vaccinated through <u>7/31/2022</u> -	At Least One Dose	Fully Vaccinated
Total	97,387	82,254
% of Total Population	88.7%	74.9%
Population \geq 5 Years of Age	97,281	82,251
% of Population \geq 5 Years of Age	95.0%	81.2%
People First Booster Vaccinated through <u>7/31/2022</u>		41,209
% of Fully Vaccinated Population with a First Booster Dose		50.1%

Source: U.S. Centers for Disease Control.

*Children age 6 months – 5 years became approved to receive vaccine 6/18/2022. Data is pending from the CDC.

Testing Data:

Total Reported Positive through 7/31/2022: 28,256

Source: Jefferson County Public Health Service.

Positive Case Rate per 100,000 population – 140.21

Source: U.S. Centers for Disease Control.

Jefferson County, NY COVID-19 Community Level: [MEDIUM](#)

Source: U.S. Centers for Disease Control.

COVID-19 Community Level is a new rating based on new COVID-19 cases per 100,000 population (7-day total), new COVID-19 hospital admissions per 100,000 population (7-day total), and percent of hospital inpatient beds occupied by COVID-19 patients (7-day average).

Wastewater Results:

SARS-CoV-2 City of Watertown, Wastewater Testing Result, as of 7/28/2022: **HIGH**

SARS-CoV-2 Village of Carthage/West Carthage, Wastewater Testing Result, as of 7/28/2022: **LOW**

SARS-CoV-2 Thousand Islands Central School District, Wastewater Testing Result, as of 7/28/2022: **HIGH**

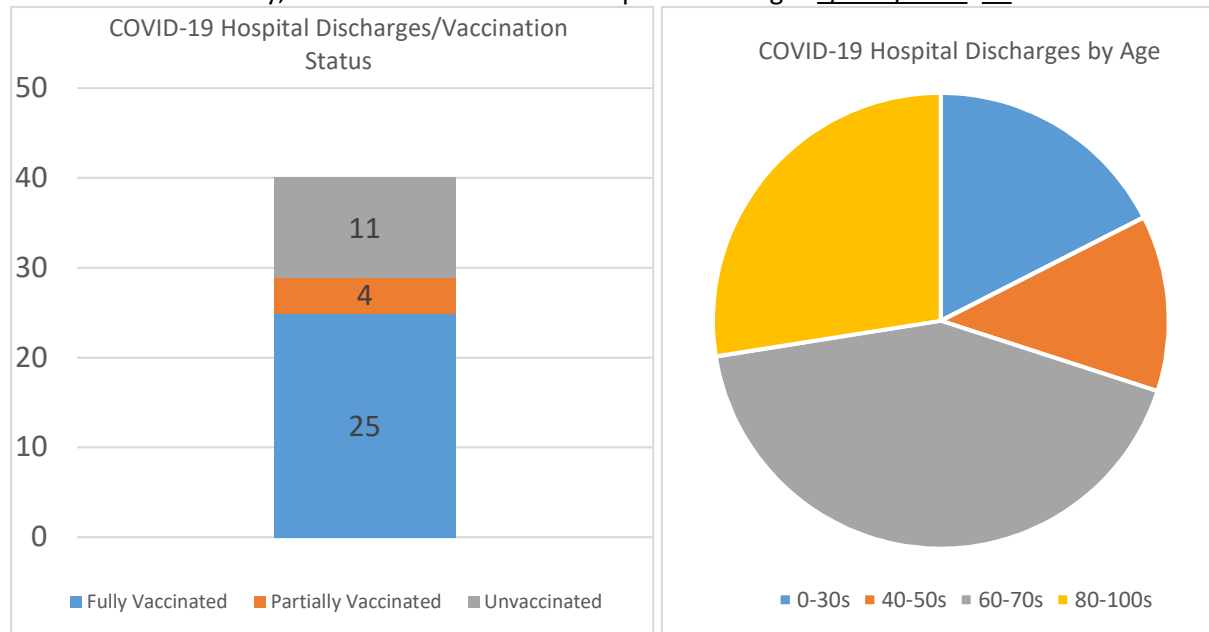
HIGH = COVID-19 quantifiable indicating active transmission with remediation needed immediately.

LOW = COVID-19 detected but not quantifiable indicating early/latent infection or a potential outbreak depending on the size of the sewer shed.

Source: Quadrant Viral Testing, LLC.

Hospital Discharges, July 2022:

Total Jefferson County, NY Residents COVID-19 Hospital Discharges 7/1-31/2022: 40



Source: Jefferson County Public Health Service; hospital facilities.

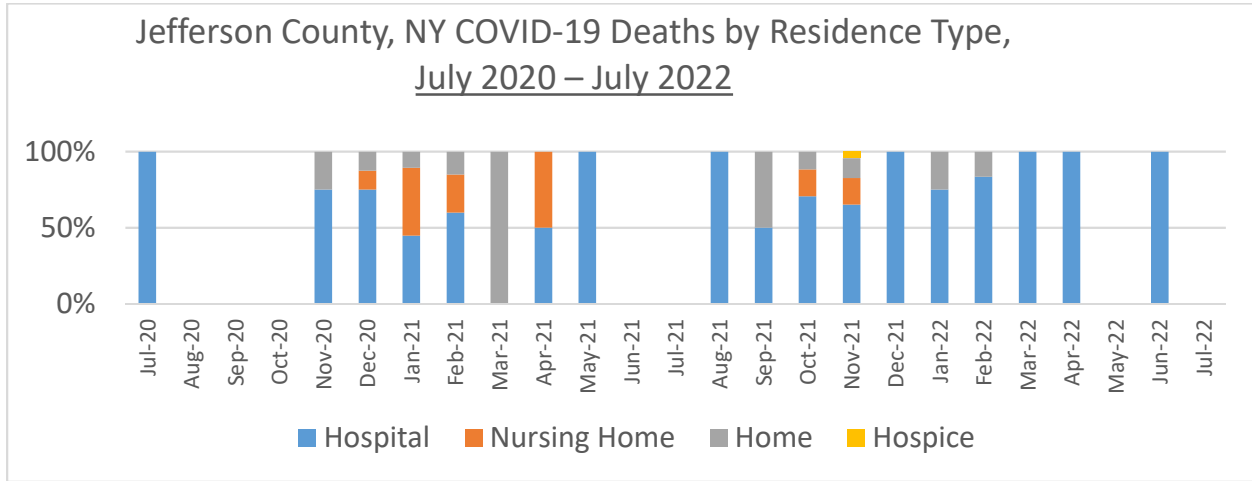
Jefferson County, NY COVID-19 Monthly Index

July 2022

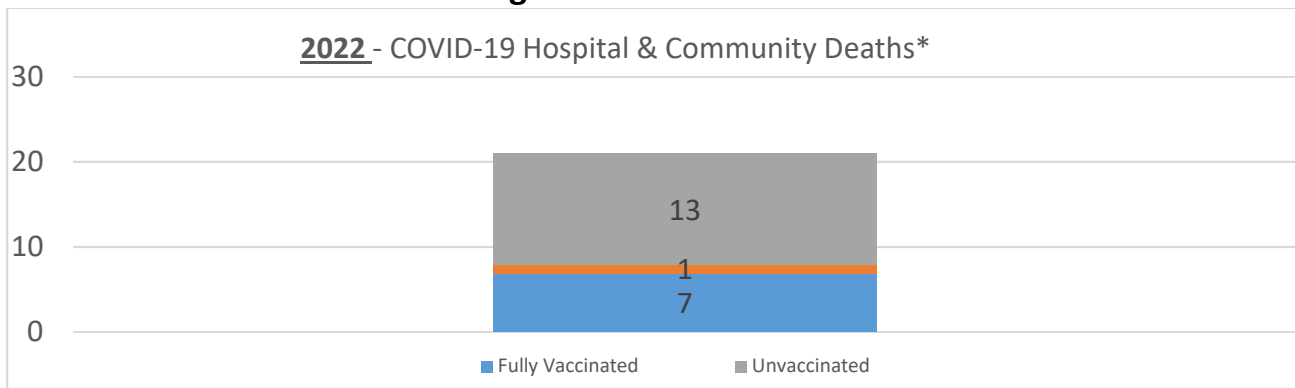
Deaths:

Total Jefferson County, NY Residents COVID-19 Deaths as of 7/31/2022: **166**

July 2020 – 1; August 2020 – 0; September 2020 – 0; October 2020 – 0; November 2020 – 4;
 December 2020 – 8; January 2021 – 48; February 2021 – 20; March 2021 – 1; April 2021 – 2;
 May 2021 – 3; June 2021 – 0; July 2021 – 0; August 2021 – 2; September 2021 – 2; October 2021 – 18;
 November 2021 – 24; December 2021 – 12; January 2022 – 8; February 2022 – 6; March 2022 – 4;
 April 2022 – 2; May 2022 – 0; June 2022 – 1; **July – 0.**



Total Male:	88	Age 30s:	6	Youngest:	30
Total Female:	78	Age 40s:	3	Oldest:	104
TOTAL:	166	Age 50s:	14	Average Age:	75
		Age 60s:	29		
		Age 70s:	42		
		Age 80s:	43		
		Age 90s:	28		
		Age 100s:	1		



*6 Unvaccinated decedents had significant pre-existing conditions. 7 Unvaccinated decedents had no significant pre-existing conditions. 1 Partially vaccinated decedent had no significant pre-existing conditions. 4 Vaccinated decedents had significant pre-existing conditions. 3 Vaccinated decedents had no significant pre-existing conditions but were fully vaccinated >5 months ago and were not boosted.

Source: Jefferson County Public Health Service; Jefferson County Medical Examiner.